



# **SHARP Content Distributor for FlashAir Software Operation Manual**

## Introduction

SHARP Content Distributor for FlashAir lets you easily add content that has been saved in a device to FlashAir using a wizard format.

## Important Information

- Please understand that SHARP CORPORATION bears no responsibility for errors made during use by the customer or a third party, nor for any other malfunctions or damage to this software arising during use, except where indemnity liability is recognized under law.
- As a part of our policy of continuous improvement, SHARP reserves the right to make design and specification changes for product improvement without prior notice.
- The screens and procedures are examples. The content or details may vary depending on the screen configuration and OS version, etc. Windows 7 is used as an example in this manual.

## Glossary

- This manual explains how to use SHARP Content Distributor for FlashAir Version 1.0.
- The following terms are used in this manual.

Device	Computer, tablet, or smartphone for use of SHARP Content Distributor for FlashAir.
Panel	LCD Monitor
Content (files)	A video or image file to be displayed or played on a panel. Please prepare content files yourself. Only the content stored in terminals can be used.

### 1. Panel settings

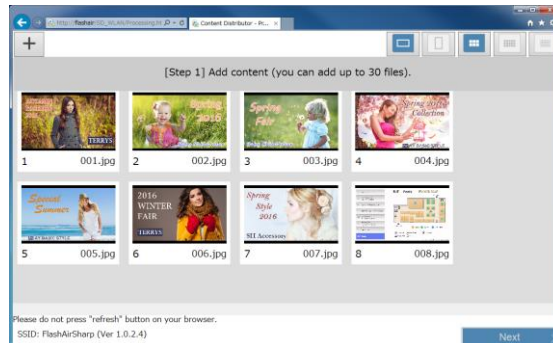
- Set [NO SIGNAL AUTO INPUT SELECT] on the [SETUP] menu to [ON].
- Set [AUTO PLAY] on the [SETUP] menu to [PHOTO] or [MOVIE].


### 2. How to use the software

- 1) Insert FlashAir in the panel that has been previously configured using the setup tool.
- 2) In the wireless settings of your device, connect to the network using the set SSID and password set by a setup tool.
  - ※The connection in this case does not have an Internet access.
  - ※If you are using Android, a message to confirm network connection may be displayed.  
In that case, please keep the current connection.

- 3) Enter to the following address into your browser. <http://flashair/>
- 4) Follow the instructions in the wizard that appears in the software.
  - [Initialize Content] button will delete all content currently in SD card.
  - Bookmark can only be applied to guidance screen..

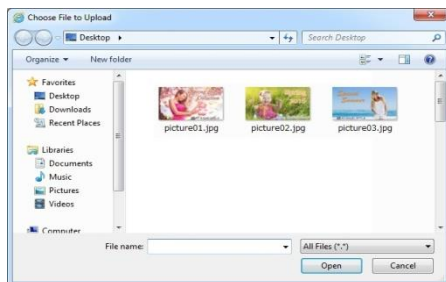
[Step 1] Add content (you can add up to 30 files).



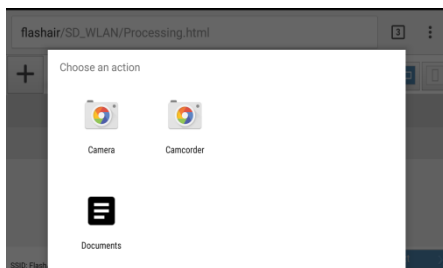
- You can add jpg and jpeg/wmv files (iOS does not support wmv).
- Select  to add a file.

Example of content selection screen (The screen varies depending on the environment)

## Windows

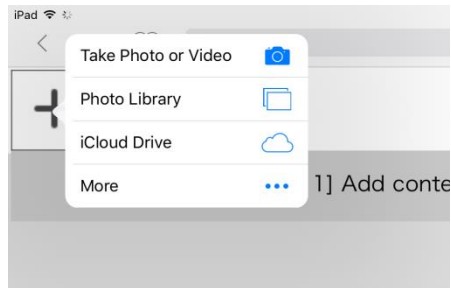


## Android



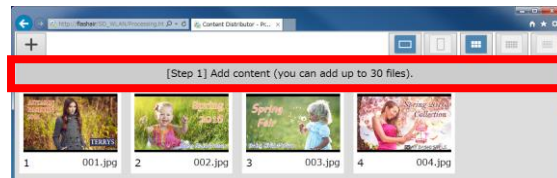
\* Select files from [Documents].

iOS



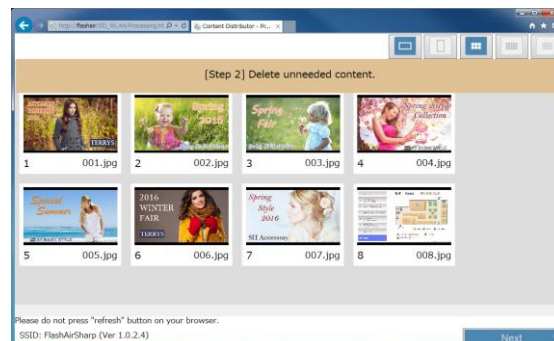
\* Select files from the [Photo Library].

- If you are using Windows, you can also add files by dragging and dropping the files inside the frame.



- When you have finished adding content, select [Next].

[Step 2] Delete unneeded content.



- If there are files you no longer need, click on the files and select [Next].

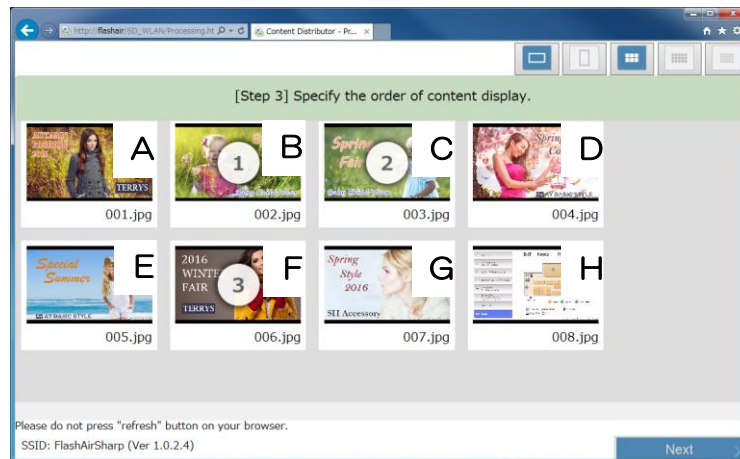
[Step 3] Specify the content display order.



- The files will be displayed in the order that you click the thumbnails.
- Any files that you do not specify will play after the specified files play.

#### Example of specifying the content display order

If the display order is specified as shown below, the files are played in the order B ①  
→ C ② → F ③ → A → D → E → G → H.



[Step 4] Turn the main power of the panel off and then on to restart the panel.

To apply your additions and changes to the panel, you must restart the panel. If you set [POWER SAVE MODE] to [ON], you can also restart the panel with the remote control.



### **3. Caution**

- While adding content, do not operate the panel or remove/insert FlashAir.
- If icon or other images cannot be loaded properly, please move closer to FlashAir and restart browser.
- Before adding content, make sure there is sufficient free space in the SD card.

- The screen layout assumes that a horizontally oriented screen will be used. Use the software in a horizontal screen.
- Not all content is supported. For details, see the manual for the PN-Yxx6 series.
- Thumbnails of video files will not appear. Assign file names that allow easy identification of video files.
- In Internet Explorer 11, functions, such as updating thumbnail images may not work properly. In this case, change [Temporary internet files] in [Internet Options] into “Every time I visit a web page”.
- FlashAir does not support write protection by lock-switch.
- An error may occur if the data file size that is being sent to FlashAir SD is too large. If this occurs, please reduce the overall file size being sent.
- The [back] button and [refresh] button in your browser are not valid. Do not use.
- This software cannot be used from multiple devices at the same time. Before using the software, make sure that no other devices are connected.
- If wireless LAN disconnects, turn the panel power off and then on. If [POWER SAVE MODE] is set to [ON] in the panel settings, you can also restart with the remote control.

#### **4. Required Operating Environment**

This software runs in a browser, and the layout and operation will vary by OS and browser. We have tested the operation of the software in the environment below.

##### Windows

OS	Windows 7 (32-bit or 64-bit version), Windows 8.1 (32-bit or 64-bit version), Windows 10 (32-bit or 64-bit version)
Browser	Internet Explorer 11 Microsoft Edge 38 Google Chrome 54

##### Android

OS	Android 4.4/5.1/6.0
Browser	Google Chrome 54

##### iOS

OS	iOS 9.0/10.0
Browser	Safari 8

## **5. Trademarks**

- Microsoft, Windows, Microsoft Edge and Internet Explorer are either registered trademarks or trademarks of Microsoft Corporation in the United States and/or other countries.
- Google, Google Chrome and Android are trademarks or registered trademarks of Google Inc.
- The trademark, iOS, is used under license from Cisco Systems, Inc., in the U.S. and other countries.
- Safari is a trademark of Apple Inc.
- FlashAir is a trademark of Toshiba Corporation.

## **6. Requirement to display license**

Copyright holders of some of the software components in the software incorporated in the machine require that their respective licenses be shown. The licenses of those software components are shown below.

### jQuery

Copyright jQuery Foundation and other contributors, <https://jquery.org/>

This software consists of voluntary contributions made by many individuals. For exact contribution history, see the revision history available at <https://github.com/jquery/jquery>

The following license applies to all parts of this software except as documented below:

====

Permission is hereby granted, free of charge, to any person obtaining a copy of this software and associated documentation files (the Software), to deal in the Software without restriction, including without limitation the rights to use, copy, modify, merge, publish, distribute, sublicense, and/or sell copies of the Software, and to permit persons to whom the Software is furnished to do so, subject to the following conditions:

The above copyright notice and this permission notice shall be included in all copies or substantial portions of the Software.

THE SOFTWARE IS PROVIDED "AS IS", WITHOUT WARRANTY OF ANY KIND, EXPRESS OR IMPLIED, INCLUDING BUT NOT LIMITED TO THE WARRANTIES OF MERCHANTABILITY, FITNESS FOR A PARTICULAR PURPOSE AND NONINFRINGEMENT. IN NO EVENT SHALL THE AUTHORS OR COPYRIGHT HOLDERS BE LIABLE FOR ANY CLAIM, DAMAGES OR OTHER LIABILITY, WHETHER IN AN ACTION OF CONTRACT, TORT OR OTHERWISE, ARISING FROM, OUT OF OR IN CONNECTION WITH THE SOFTWARE OR THE USE OR OTHER DEALINGS IN THE SOFTWARE.

====

All files located in the node\_modules and external directories are externally maintained libraries used by this software which have their own licenses; we recommend you read them, as their terms may differ from the terms above.



## jQuery UI

Copyright jQuery Foundation and other contributors, <https://jquery.org/>

This software consists of voluntary contributions made by many individuals. For exact contribution history, see the revision history available at <https://github.com/jquery/jquery-ui>

The following license applies to all parts of this software except as documented below:

====

Permission is hereby granted, free of charge, to any person obtaining a copy of this software and associated documentation files (the Software), to deal in the Software without restriction, including without limitation the rights to use, copy, modify, merge, publish, distribute, sublicense, and/or sell copies of the Software, and to permit persons to whom the Software is furnished to do so, subject to the following conditions:

The above copyright notice and this permission notice shall be included in all copies or substantial portions of the Software.

THE SOFTWARE IS PROVIDED "AS IS", WITHOUT WARRANTY OF ANY KIND, EXPRESS OR IMPLIED, INCLUDING BUT NOT LIMITED TO THE WARRANTIES OF MERCHANTABILITY, FITNESS FOR A PARTICULAR PURPOSE AND NONINFRINGEMENT. IN NO EVENT SHALL THE AUTHORS OR COPYRIGHT HOLDERS BE LIABLE FOR ANY CLAIM, DAMAGES OR OTHER LIABILITY, WHETHER IN AN ACTION OF CONTRACT, TORT OR OTHERWISE, ARISING FROM, OUT OF OR IN CONNECTION WITH THE SOFTWARE OR THE USE OR OTHER DEALINGS IN THE SOFTWARE.

====

Copyright and related rights for sample code are waived via CC0. Sample code is defined as all source code contained within the demos directory.

CC0: <http://creativecommons.org/publicdomain/zero/1.0/>

====

All files located in the node\_modules and external directories are externally maintained libraries used by this software which have their own licenses; we recommend you read them, as their terms may differ from the terms above.

## jQuery localize

Copyright jQuery Foundation and other contributors, <https://jquery.org/>

This software consists of voluntary contributions made by many individuals. For exact contribution history, see the revision history available at <https://github.com/jquery/jquery>

The following license applies to all parts of this software except as documented below:

====

Permission is hereby granted, free of charge, to any person obtaining a copy of this software and associated documentation files (the Software), to deal in the Software without restriction, including without limitation the rights to use, copy, modify, merge, publish, distribute, sublicense, and/or sell copies of the Software, and to permit persons to whom the Software is furnished to do so, subject to the following conditions:

The above copyright notice and this permission notice shall be included in all copies or substantial portions of the Software.

THE SOFTWARE IS PROVIDED "AS IS", WITHOUT WARRANTY OF ANY KIND, EXPRESS OR IMPLIED, INCLUDING BUT NOT LIMITED TO THE WARRANTIES OF MERCHANTABILITY, FITNESS FOR A PARTICULAR PURPOSE AND NONINFRINGEMENT. IN NO EVENT SHALL THE AUTHORS OR COPYRIGHT HOLDERS BE LIABLE FOR ANY CLAIM, DAMAGES OR OTHER LIABILITY, WHETHER IN AN ACTION OF CONTRACT, TORT OR OTHERWISE, ARISING FROM, OUT OF OR IN CONNECTION WITH THE SOFTWARE OR THE USE OR OTHER DEALINGS IN THE SOFTWARE.

====

All files located in the node\_modules and external directories are externally maintained libraries used by this software which have their own licenses; we recommend you read them, as their terms may differ from the terms above.

## Lightbox

The MIT License (MIT)

Copyright (c) 2015 Lokesh Dhakar

Permission is hereby granted, free of charge, to any person obtaining a copy of this software and associated documentation files (the "Software"), to deal in the Software without restriction, including without limitation the rights to use, copy, modify, merge, publish, distribute, sublicense, and/or sell copies of the Software, and to permit persons to whom the Software is furnished to do so, subject to the following conditions:

The above copyright notice and this permission notice shall be included in all copies or substantial portions of the Software.

THE SOFTWARE IS PROVIDED "AS IS", WITHOUT WARRANTY OF ANY KIND, EXPRESS OR IMPLIED, INCLUDING BUT NOT LIMITED TO THE WARRANTIES OF MERCHANTABILITY, FITNESS FOR A PARTICULAR PURPOSE AND NONINFRINGEMENT. IN NO EVENT SHALL THE AUTHORS OR COPYRIGHT HOLDERS BE LIABLE FOR ANY CLAIM, DAMAGES OR OTHER LIABILITY, WHETHER IN AN ACTION OF CONTRACT, TORT OR OTHERWISE, ARISING FROM, OUT OF OR IN CONNECTION WITH THE SOFTWARE OR THE USE OR OTHER DEALINGS IN THE SOFTWARE.

## NLOG

Copyright (c) 2004–2011 Jaroslaw Kowalski <jaak@jkowalski.net>

All rights reserved.

Redistribution and use in source and binary forms, with or without modification, are permitted provided that the following conditions are met:

- \* Redistributions of source code must retain the above copyright notice, this list of conditions and the following disclaimer.
- \* Redistributions in binary form must reproduce the above copyright notice, this list of conditions and the following disclaimer in the documentation and/or other materials provided with the distribution.
- \* Neither the name of Jaroslaw Kowalski nor the names of its contributors may be used to endorse or promote products derived from this software without specific prior written permission.

THIS SOFTWARE IS PROVIDED BY THE COPYRIGHT HOLDERS AND CONTRIBUTORS "AS IS" AND ANY EXPRESS OR IMPLIED WARRANTIES, INCLUDING, BUT NOT LIMITED TO, THE IMPLIED WARRANTIES OF MERCHANTABILITY AND FITNESS FOR A PARTICULAR PURPOSE ARE DISCLAIMED. IN NO EVENT SHALL THE COPYRIGHT OWNER OR CONTRIBUTORS BE LIABLE FOR ANY DIRECT, INDIRECT, INCIDENTAL, SPECIAL, EXEMPLARY, OR CONSEQUENTIAL DAMAGES (INCLUDING, BUT NOT LIMITED TO, PROCUREMENT OF SUBSTITUTE GOODS OR SERVICES; LOSS OF USE, DATA, OR PROFITS; OR BUSINESS INTERRUPTION) HOWEVER CAUSED AND ON ANY THEORY OF LIABILITY, WHETHER IN CONTRACT, STRICT LIABILITY, OR TORT (INCLUDING NEGLIGENCE OR OTHERWISE) ARISING IN ANY WAY OUT OF THE USE OF THIS SOFTWARE, EVEN IF ADVISED OF THE POSSIBILITY OF SUCH DAMAGE.

